Health & Wellbeing Board - 3 December 2015

PRIORITY ONE

CCG 1.13	Antenatal assessments within 13 weeks	Q2 2014/15	94.7%
		Q1 2014/15	85.4%

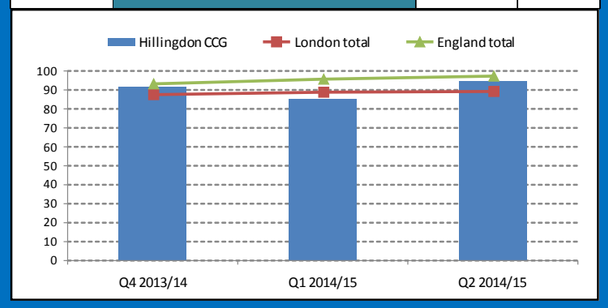

PRIORITY TWO

LAPE 5.01	Alcohol specific hospital admissions, under 18s (crude rate per 100,000)	2011/12 - 2013/14	41.9
		2010/11 - 2012/13	46.9

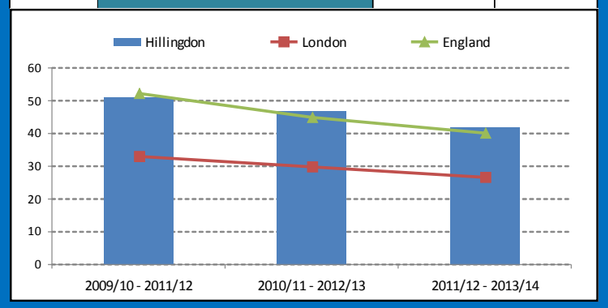

PRIORITY ONE

ASCOF 1e	1e - % of LD clients in paid employment	2015/16 (Q2)	2.5%
		2014/15 (YE)	2.1%

PRIORITY THREE

LBH (Local Measure Cumulative)	Number of major adaptations to homes to promote safe, independent living	2015/16 (Q2)	190
		2014/15	223
LBH (Local Measure Total)	Number of people in receipt of TeleCareLine (All ages)	2015/16 (Q2)	4,501
		2014/15	4,033
LBH (Local Measure Total)	Number of people in receipt of TeleCareLine (80+)	2015/16 (Q2)	3,416
		2014/15	3,044
LBH (Local Measure Cumulative)	Number of people in sign ups to TeleCareLine	2015/16 (Q2)	713
		2014/15	833

BETTER CARE FUND METRICS

Perm admissions	Perm admissions per 100,000	2015/16 (Q2)	182.5
		2014/15 (FYr)	398.50

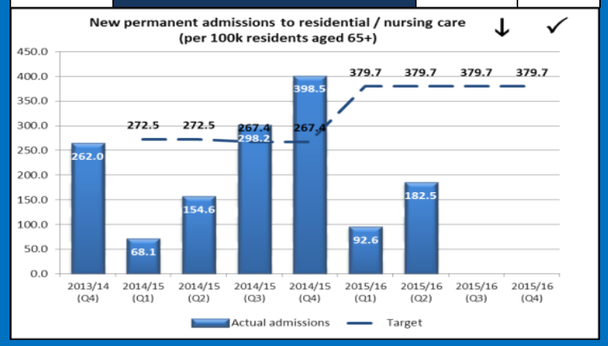

Delayed transfer of care (DToC)	DToC per 100,000 residents	2015/16 (Q2)	443.7
		2014/15 (Q4)	413.1

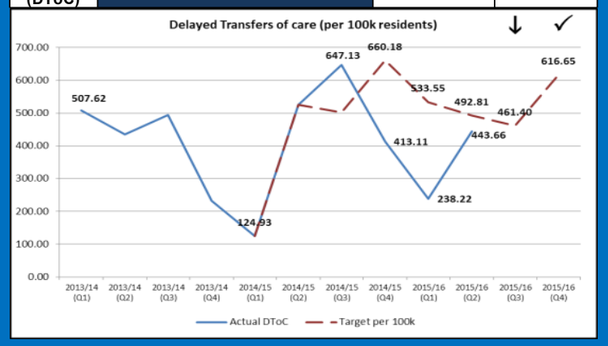

Perm admissions	Number of permanent admissions to residential / nursing care for residents aged 65+	2015/16 (Q1)	71
		2014/15	155
Perm admissions	Annual target for number of perm admissions	2015/16	150
		2014/15	104
Perm admissions	Target for number of permanent admissions to residential / nursinge care per 100,000 residents aged 65+	2015/16	379.7
		2014/15	272.5
Delayed transfer of care	Total number of days in quarter	2015/16 (Q2)	1,002
		2014/15 (Q4)	933
Delayed transfer of care	DToC per 100,000 (Qtrly Target)	2015/16 (Q2)	492.8
		2014/15 (Q4)	660.2
Delayed transfer of care	Quarterly target for delayed discharges (total number of days)	2015/16 (Q1)	1,113
		2014/15 (Q4)	1,491

Values	Definition
↓ ✓	The lower the outturns the better the performance